


# Assembly | Asambla | Assemblage

Po#

Customer service | Servicio al cliente | Service clientèle: 800.633.5096


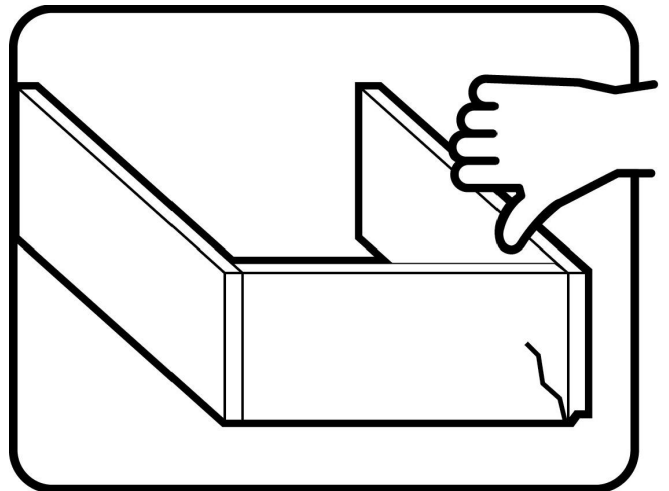
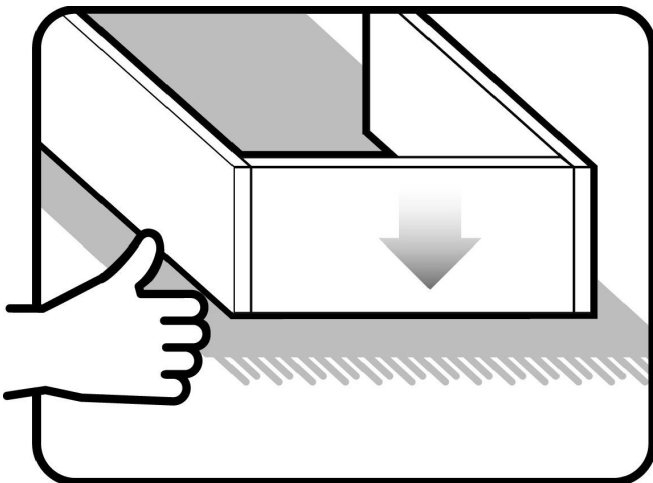

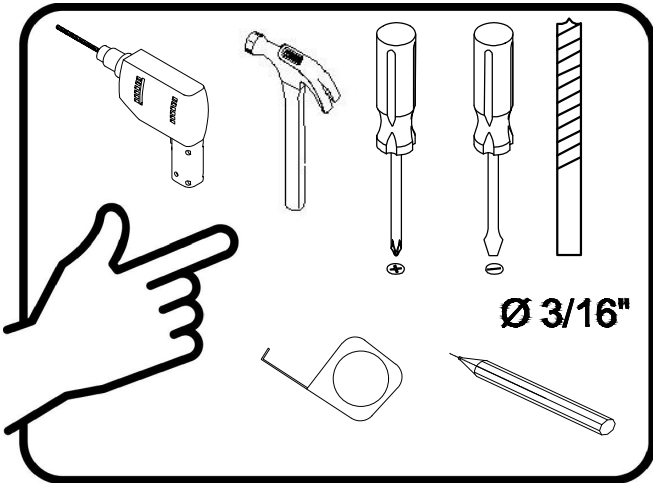


Product number | Número de producto | Numéro de produit

CM1270824A / CM1270824B

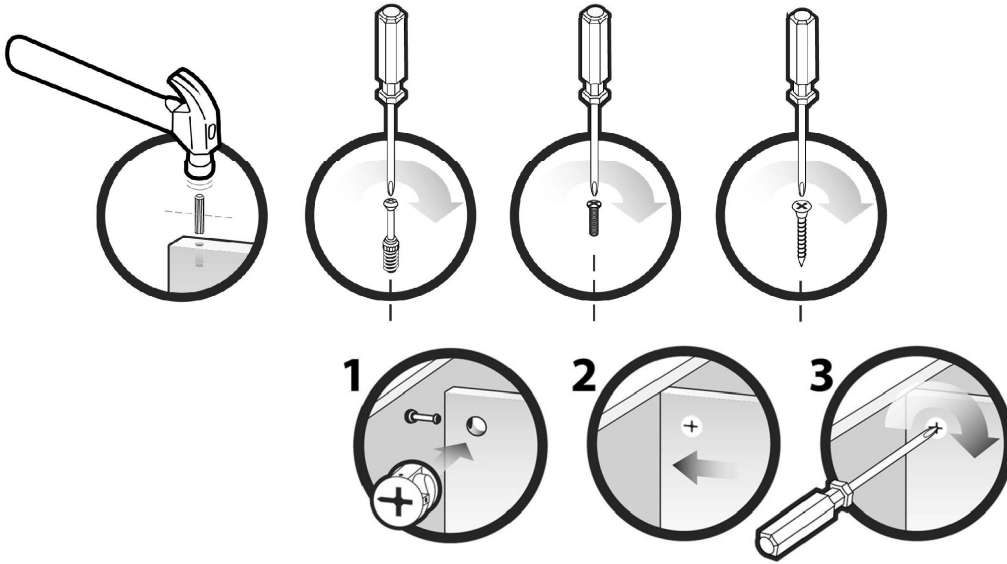
Thank you for your purchase! | ¡Gracias por tu compra! | Merci pour votre achat!

# Assembly | Asamblea | Assemblage




# Assembly | Asamblea | Assemblage

## Techniques | Técnicas | Techniques



## Care | Cuidado | Entretien



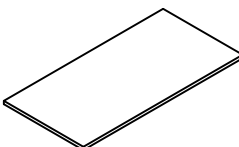
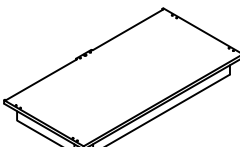
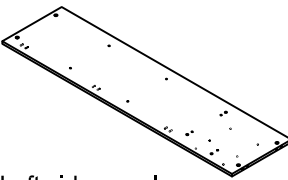
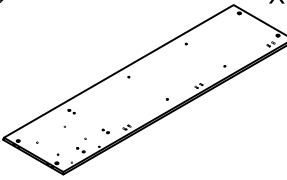
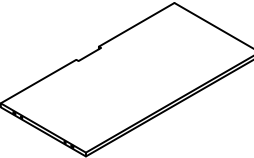
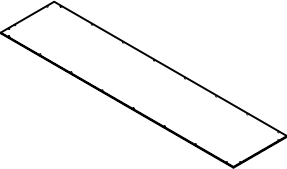
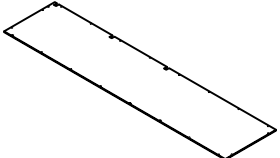
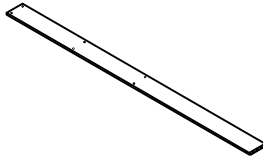
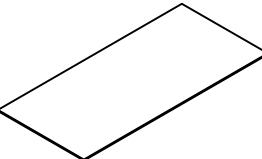
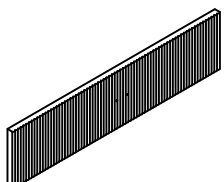
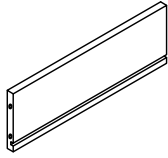
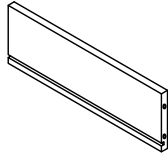

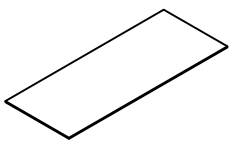
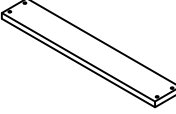
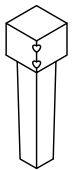
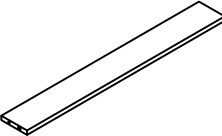

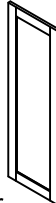
## Safety | Seguridad | Sécurité



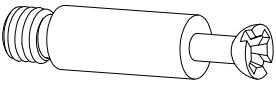
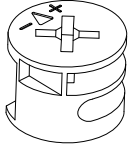
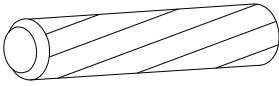
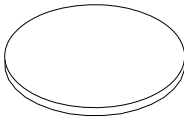
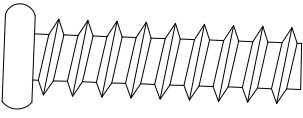
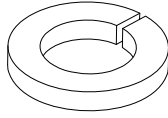
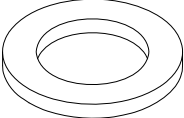

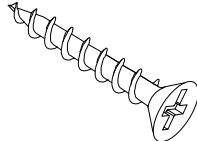
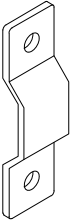
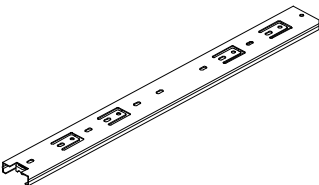

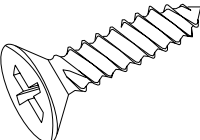
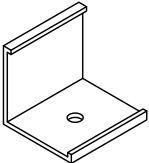
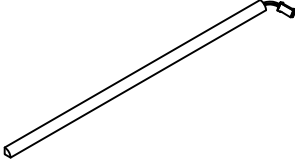
## Note! | ¡Nota! | Remarque!



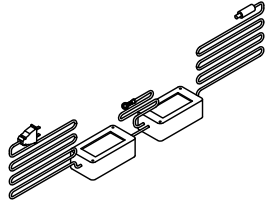
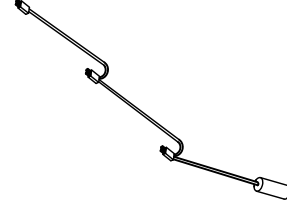
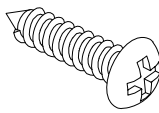
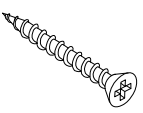
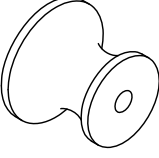
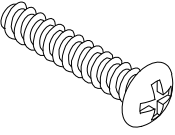
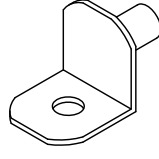
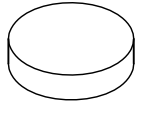
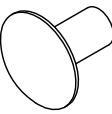
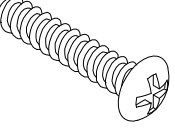
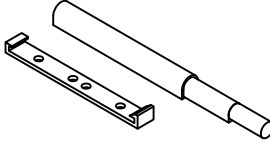
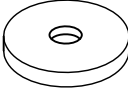

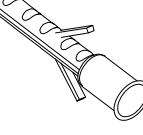
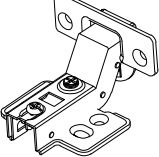
# Assembly | Asambllea | Assemblage

|   |   |  |   |
|---|---|--|---|
| <p>A X1</p>  <p>Top panel<br/>Panel superior<br/>Panneau du haut</p>                             | <p>B X1</p>  <p>Bottom panel<br/>Panel inferior<br/>Panneau du bas</p>                       | <p>C X1</p>  <p>Left side panel<br/>Panel lateral izquierdo<br/>Panneau latéral gauche</p> | <p>D X1</p>  <p>Right side panel<br/>Panel lateral derecho<br/>Panneau latéral droit</p> |
| <p>E X1</p>  <p>Fixed Horizontal Panel<br/>Panel Horizontal Fijo<br/>Panneau Horizontal Fixe</p> | <p>F X1</p>  <p>Back panel left<br/>Panel posterior izquierdo<br/>Panneau arrière gauche</p> | <p>G X1</p>  <p>Back panel right<br/>Panel posterior derecho<br/>Panneau arrière droit</p> | <p>H X1</p>  <p>Back panel<br/>Panel posterior<br/>Panneau arrière</p>                   |
| <p>I X2</p>  <p>Shelf<br/>Estante<br/>Étagère</p>  | <p>J X2</p>  <p>Drawer front<br/>Frente de cajon<br/>Facade de tiroir</p>                  | <p>K X2</p>  <p>Drawer side left<br/>Cajonera izquierda<br/>Côté tiroir gauche</p>       | <p>L X2</p>  <p>Drawer side right<br/>Cajonera derecho<br/>Côté tiroir droit</p>       |
| <p>M X2</p>  <p>Drawer back<br/>Cajon atras<br/>Tiroir arrière</p>                             | <p>N X2</p>  <p>Drawer bottom<br/>Fondo del cajon<br/>Fond du tiroir</p>                   | <p>O X2</p>  <p>Supporting bar<br/>Les art<br/>El articulo</p>                           | <p>P X4</p>  <p>Leg<br/>Pierna<br/>Jambe</p>   |
| <p>Q X1</p>  <p>Middle front rail<br/>Carril delantero medio<br/>Rail avant moyen</p>          | <p>R X1</p>  <p>Left Door<br/>Puerta izquierda<br/>Porte gauche</p>                        | <p>S X1</p>  <p>Right Door<br/>Puerta derecha<br/>Porte droite</p>                        |   |

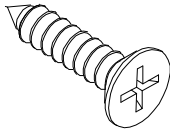
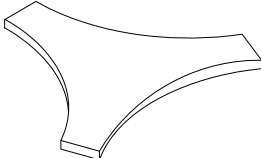
# Assembly | Asamblea | Assemblage

|  |   |  |
|--|---|--|
| <p>1 x16</p>  <p>Cam Bolt<br/>Perno de leva<br/>Boulon à came</p>       | <p>2 x16</p>  <p>Cam Lock<br/>Bloqueo de la leva<br/>Serrure à came</p>  | <p>3 x18</p>  <p>Wood Dowel<br/>Taco de madera<br/>Cheville en bois</p> <p>ϕ6x25mm</p>  |
| <p>4 x16</p>  <p>Cover<br/>Tapa<br/>Couverture</p>                      | <p>5 x8</p>  <p>Bolt<br/>Tornillo<br/>Boulon</p> <p>ϕ1/4"x2"</p>   | <p>6 x8</p>  <p>Spring washer<br/>Arandela de resorte<br/>Rondelle à ressort</p>  |
| <p>7 x8</p>  <p>Flat washer<br/>Arandela plana<br/>Rondelle plate</p> | <p>8 x1</p>  <p>Allen wrench<br/>Llave allen<br/>Clé allen</p>   | <p>9 x8</p>  <p>Screws<br/>Tornillo<br/>Vis</p> <p>ϕ8x38mm</p>  |
| <p>10 x4</p>  <p>Bracket<br/>Soporte<br/>Support</p>                  | <p>11-1 x4</p>  <p>Metal Drawer Glide - Female<br/>Deslizador de Cajón de Metal -Femenina<br/>Glissière de Tiroir en Métal -Femelle!</p> | <p>11-2 x4</p>  <p>Metal Drawer Glide - Male<br/>Deslizador de Cajón de Metal -Masculino<br/>Glissière de Tiroir en Métal -Mâle</p> |
| <p>12 x40</p>  <p>Screws<br/>Tornillo<br/>Vis</p> <p>ϕ6x12mm</p>      | <p>13 x6</p>  <p>Bracket<br/>Soporte<br/>Support</p>   | <p>14 x3</p>  <p>Light<br/>Lumière<br/>Rejilla</p>  |

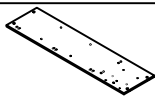

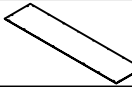


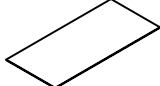
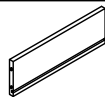
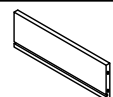

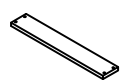
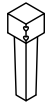



# Assembly | Asamblea | Assemblage

|  |   |  |
|--|---|--|
| <p>15 x1</p>  <p>Plug<br/>Prises de courant<br/>enchufe</p>             | <p>16 x1</p>  <p>Line<br/>La ligne<br/>La línea</p>                      | <p>17 x42</p>  <p>Screws<br/>Tornillo<br/>Vis</p> <p>Ø7x15mm</p>  |
| <p>18 x24</p>  <p>Screws<br/>Tornillo<br/>Vis</p> <p>Ø6x1"</p>          | <p>19 x2</p>  <p>Knob<br/>Perilla<br/>Bouton</p>                         | <p>20 x2</p>  <p>Bolt<br/>Tornillo<br/>Boulon</p> <p>Ø5/32* 5/8"L</p>                                   |
| <p>21 x8</p>  <p>Shelf pin<br/>Estante pin<br/>Goupille d'étagère</p> | <p>22 x8</p>  <p>Glass pad<br/>Tapis de verre<br/>Estera de vidrio</p> | <p>23 x1</p>  <p>Toucher le switch<br/>Toucher le switch<br/>Toquer el interruptor</p> <p>Ø7x15mm</p> |
| <p>24 x1</p>  <p>Bolt<br/>Tornillo<br/>Boulon</p> <p>Ø4* 15mm</p>     | <p>25 x2</p>  <p>Magnet<br/>Imán<br/>Aimant</p>                        | <p>26 x2</p>  <p>Magnet plate<br/>Imán plano<br/>Plaque magnétique</p>                                |
| <p>27 x2</p>  <p>Tie<br/>Lazo<br/>L'attache</p>                       | <p>28 x4</p>  <p>Anchor<br/>Ancla<br/>Ancre</p>                        | <p>29 x6</p>  <p>Hinge<br/>Bisagra<br/>Charnière</p>  |

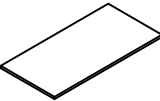
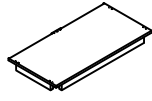
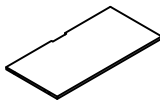
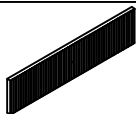
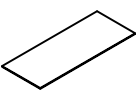
# Assembly | Asamblea | Assemblage

|   |                              |   |    |
|---|------------------------------|---|----|
| 30  | x36                          | 31  | x1 |
|  |                              |  |    |
| Screws<br>Tornillo<br>Vis   | $\phi 7 \times 15 \text{mm}$ | Cam tool<br>Outil à came<br>Herramienta de leva                                   |    |

## Packaging box A


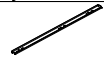
|          |   |  |           |          |  |  |           |
|----------|---|--|-----------|----------|--|--|-----------|
| <b>C</b> |    | Left side panel<br>Panel lateral izquierdo<br>Panneau latéral gauche   | <b>X1</b> | <b>D</b> |    | Right side panel<br>Panel lateral derecho<br>Panneau latéral droit   | <b>X1</b> |
| <b>F</b> |   | Back panel left<br>Panel posterior izquierdo<br>Panneau arrière gauche | <b>X1</b> | <b>G</b> |   | Back panel right<br>Panel posterior derecho<br>Panneau arrière droit | <b>X1</b> |
| <b>H</b> |  | Back panel<br>Panel posterior<br>Panneau arrière                       | <b>X1</b> | <b>I</b> |  | Shelf<br>Estante<br>Étagère  | <b>X2</b> |
| <b>K</b> |  | Drawer side left<br>Cajonera izquierda<br>Côté tiroir gauche           | <b>X2</b> | <b>L</b> |  | Drawer side right<br>Cajonera derecha<br>Côté tiroir droit           | <b>X2</b> |
| <b>M</b> |  | Drawer back<br>Cajon atrás<br>Tiroir arrière                           | <b>X2</b> | <b>O</b> |  | Supporting bar<br>Les art<br>El artículo                             | <b>X2</b> |
| <b>P</b> |  | Leg<br>Pierna<br>Jambe   | <b>X4</b> | <b>Q</b> |  | Middle front rail<br>Carril delantero medio<br>Rail avant moyen      | <b>X1</b> |
| <b>R</b> |  | Left Door<br>Puerta izquierda<br>Porte gauche                          | <b>X1</b> | <b>S</b> |  | Right Door<br>Puerta derecha<br>Porte droite                         | <b>X1</b> |

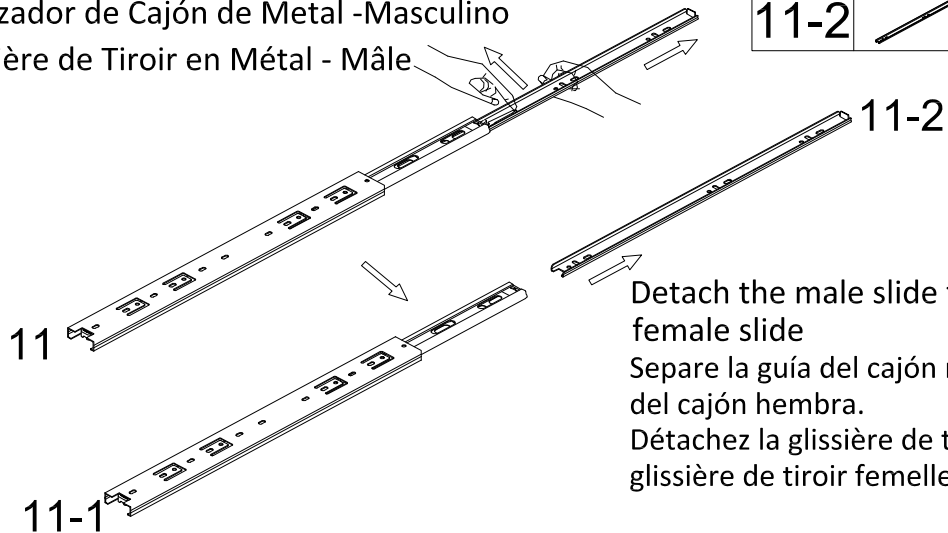
## Packaging box B

|          |   |  |           |          |  |  |           |
|----------|---|--|-----------|----------|--|--|-----------|
| <b>A</b> |  | Top panel<br>Panel superior<br>Panneau du haut                             | <b>X1</b> | <b>B</b> |  | Bottom panel<br>Panel inferior<br>Panneau du bas         | <b>X1</b> |
| <b>E</b> |  | Fixed Horizontal Panel<br>Panel Horizontal Fijo<br>Panneau Horizontal Fixe | <b>X1</b> | <b>J</b> |  | Drawer front<br>Frente de cajon<br>Facade de tiroir      | <b>X2</b> |
| <b>N</b> |  | Drawer bottom<br>Fondo del cajon<br>Fond du tiroir                         | <b>X2</b> |          |  | Hardware pack<br>Paquete de hardware<br>Pack de matériel | <b>X1</b> |

# Assembly | Asamlea | Assemblage

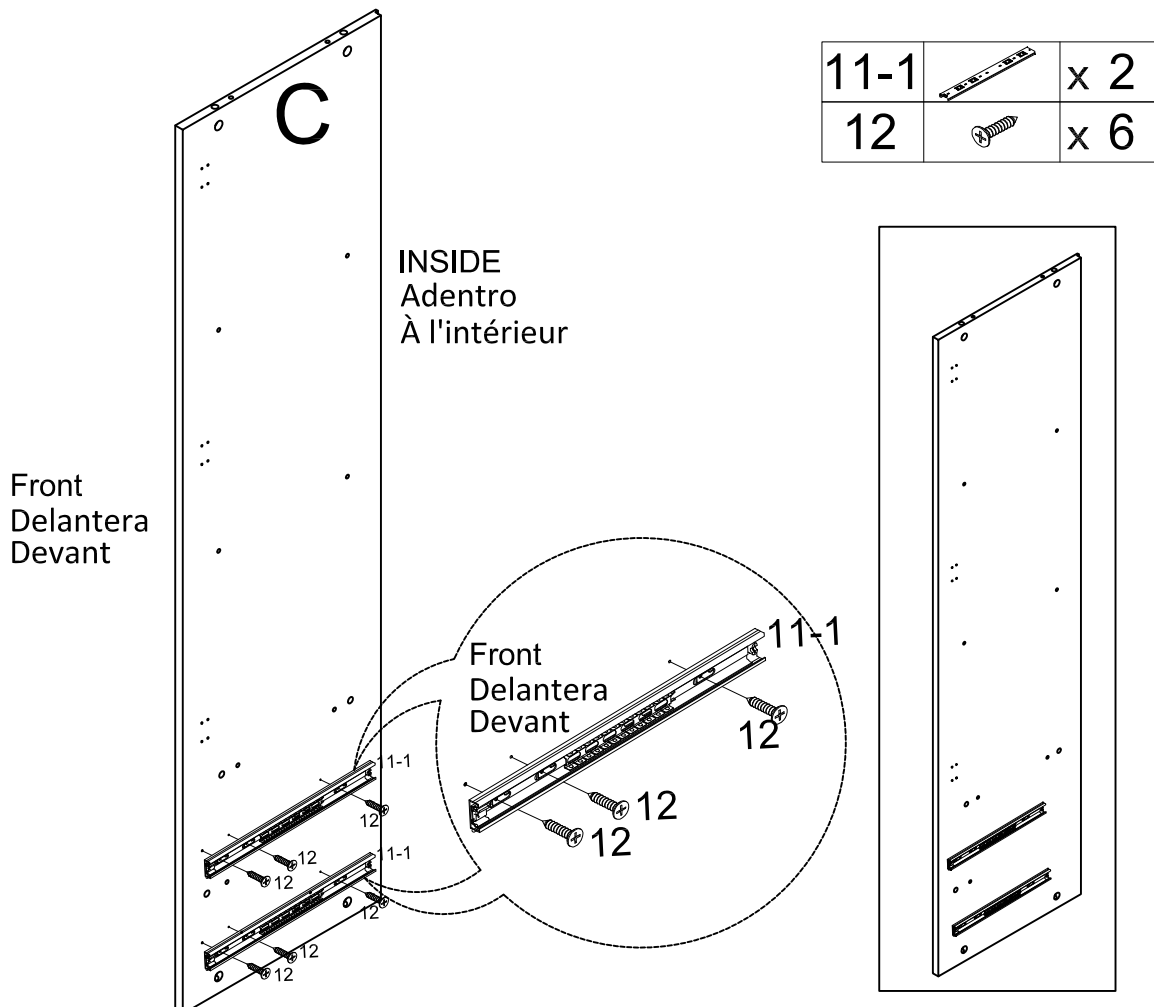
- 1 Male metal slide**  
 Deslizador de Cajón de Metal - Masculino  
 Glissière de Tiroir en Métal - Mâle



|      |   |     |
|------|---|-----|
| 11-1 |  | x 4 |
| 11-2 |  | x 4 |



Detach the male slide from the female slide  
 Separe la guía del cajón macho de la guía del cajón hembra.  
 Détachez la glissière de tiroir mâle de la glissière de tiroir femelle.

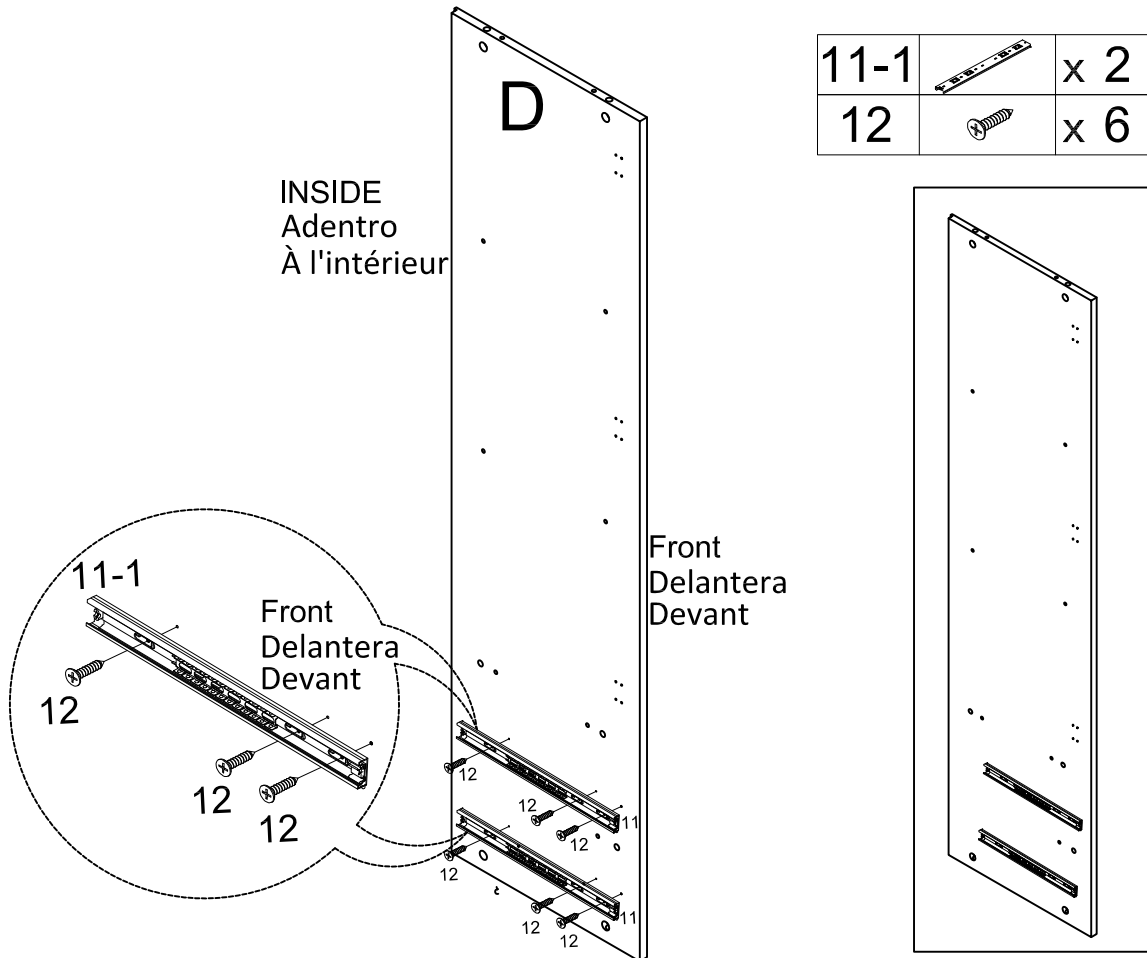
**2**



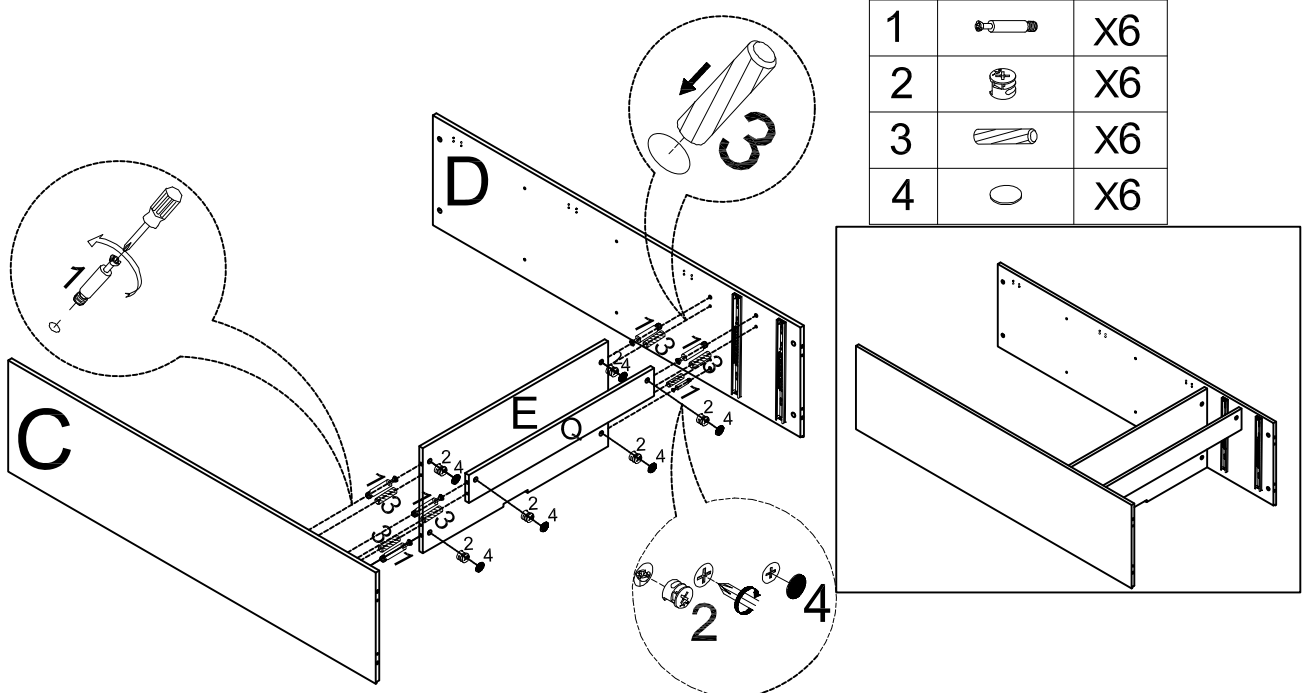
|      |   |     |
|------|---|-----|
| 11-1 |  | x 2 |
| 12   |  | x 6 |

# Assembly | Asamlea | Assemblage

3

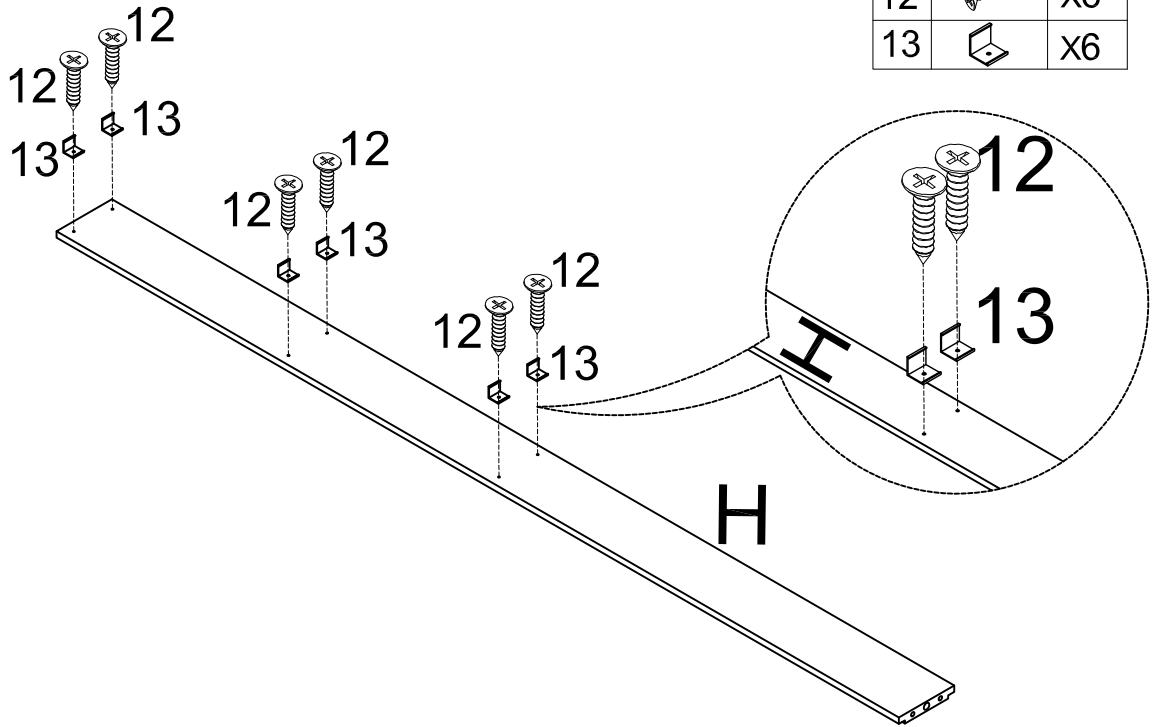


4

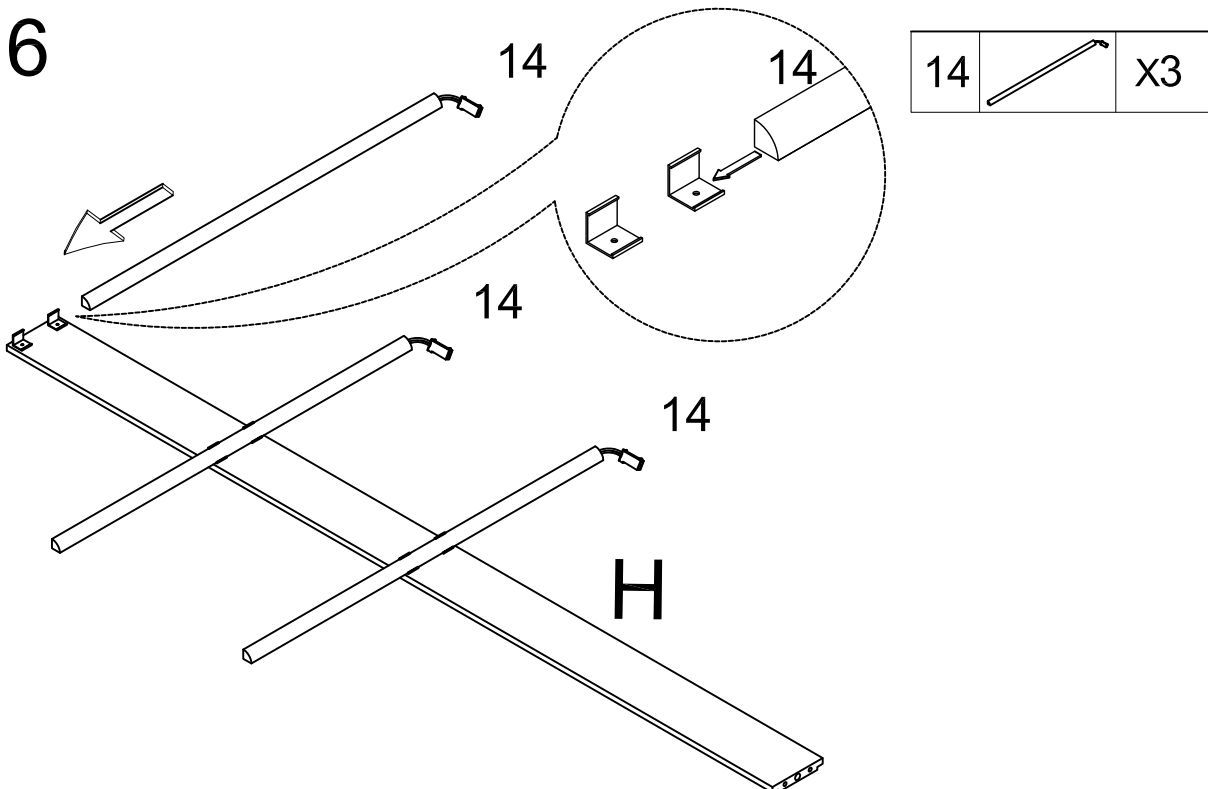


# Assembly | Asambla | Assemblage

5

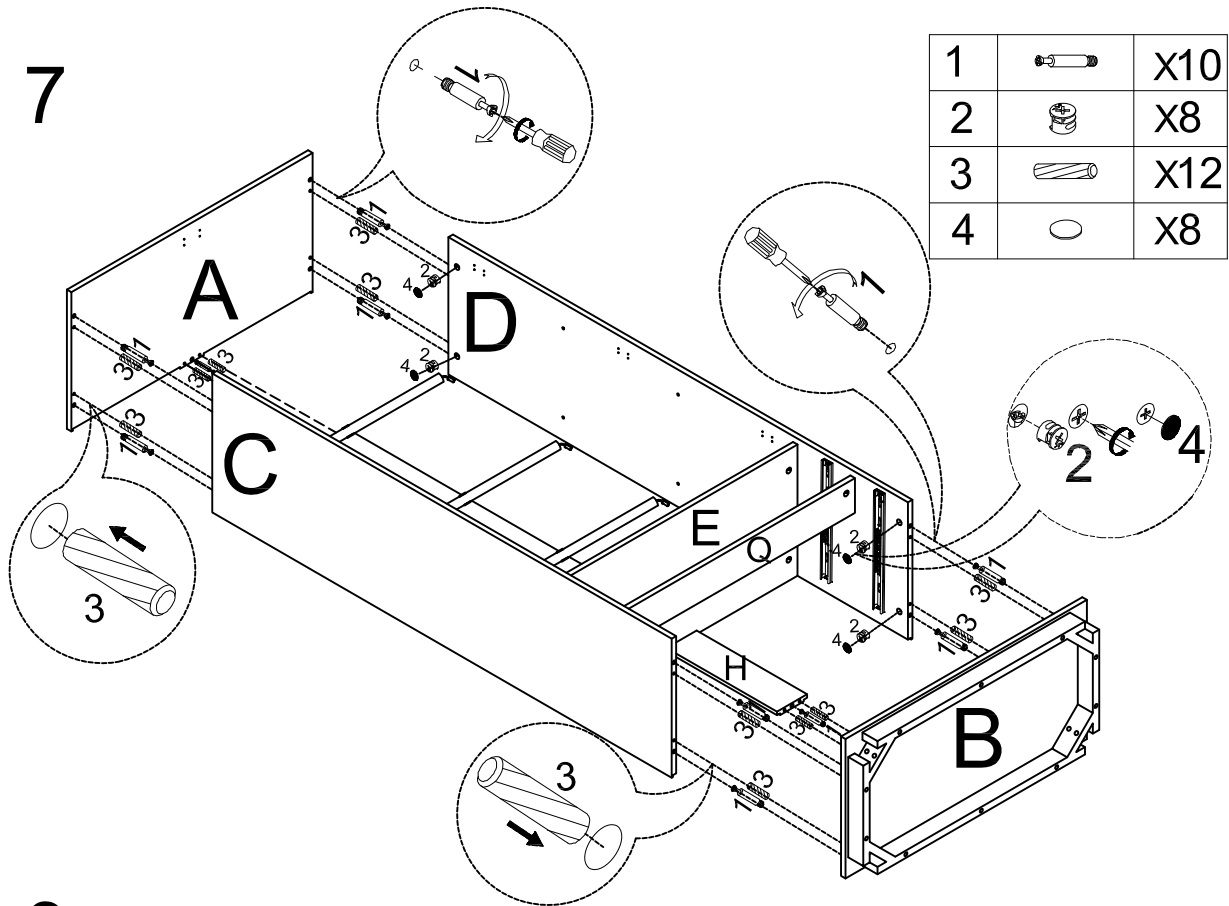


6

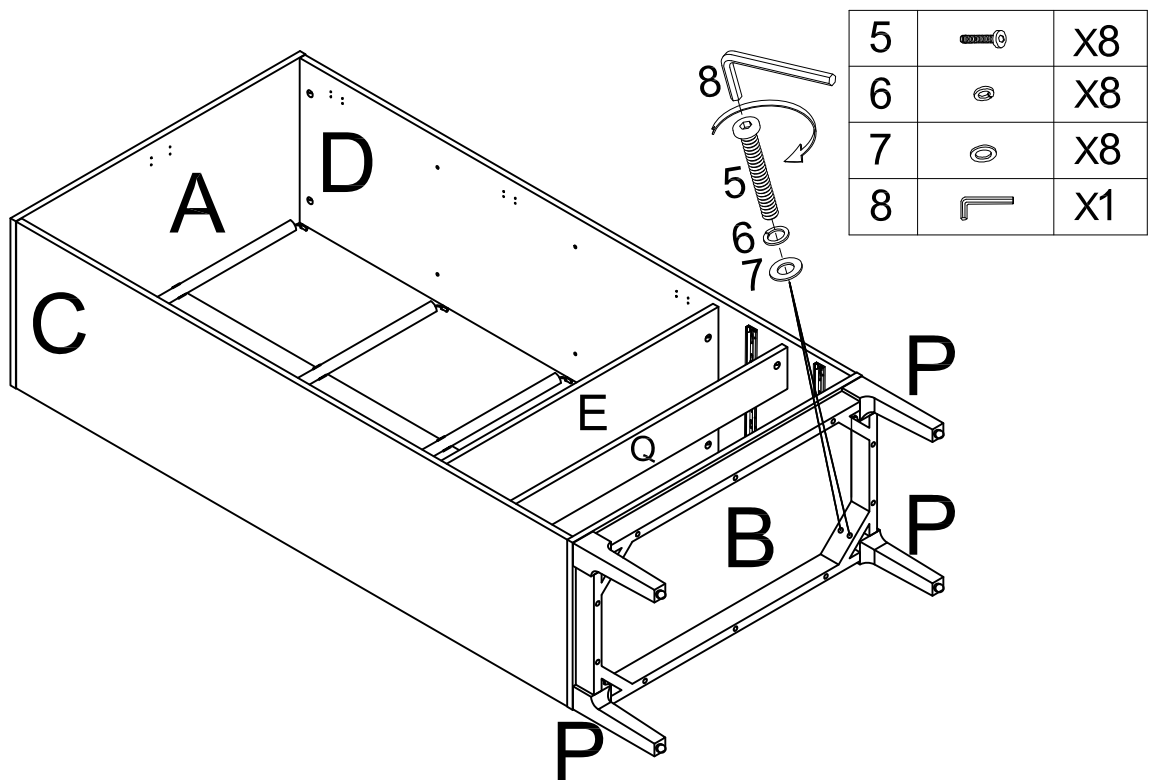


# Assembly | Asambla | Assemblage

7

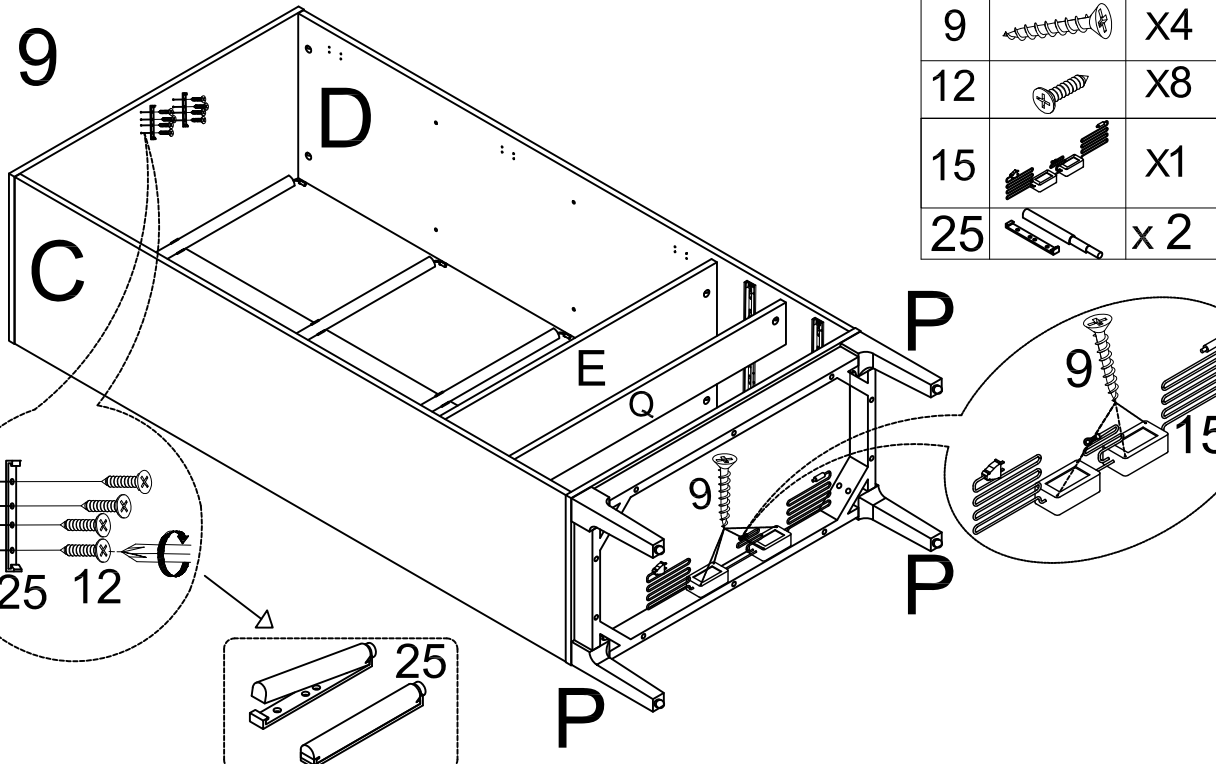


8

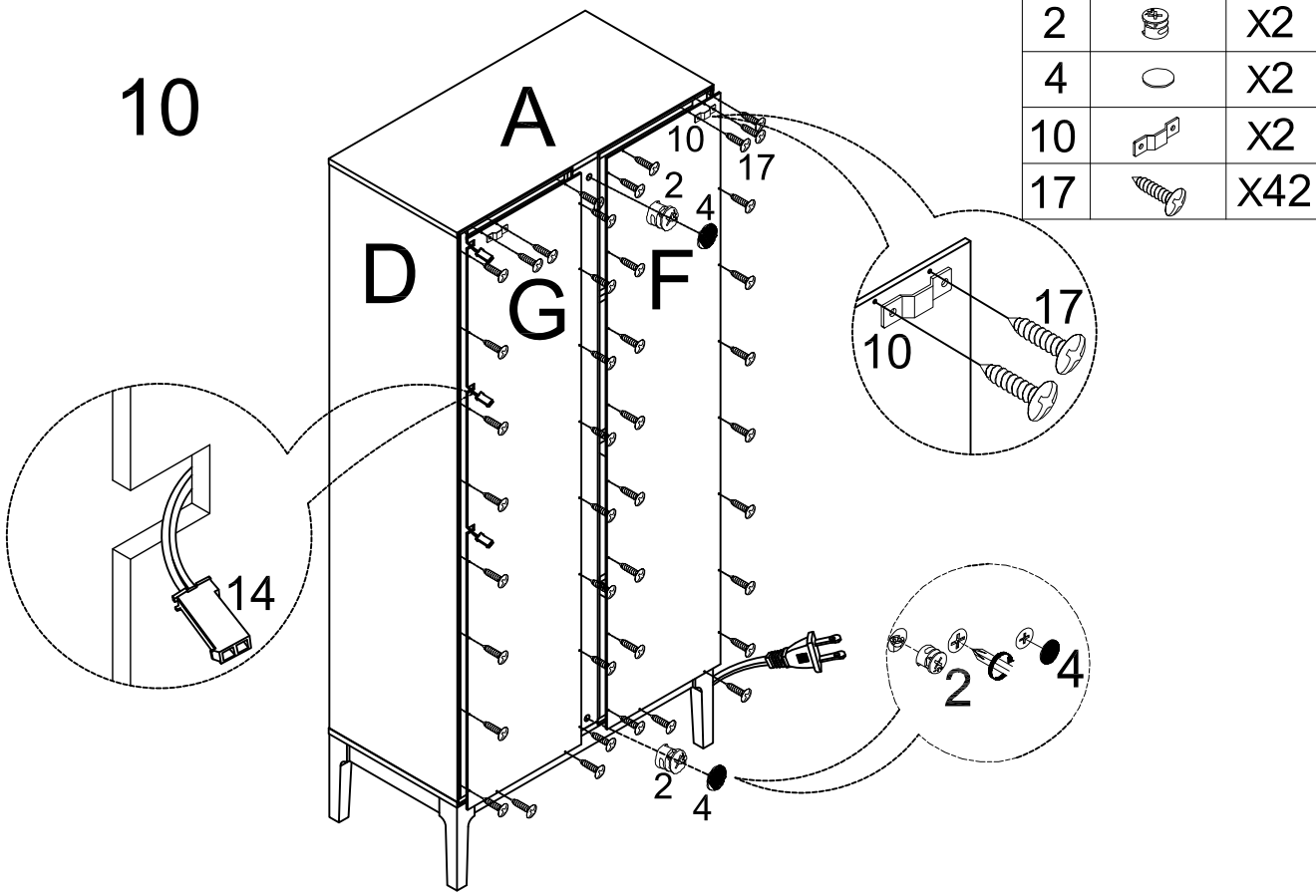


# Assembly | Asambla | Assemblage

9

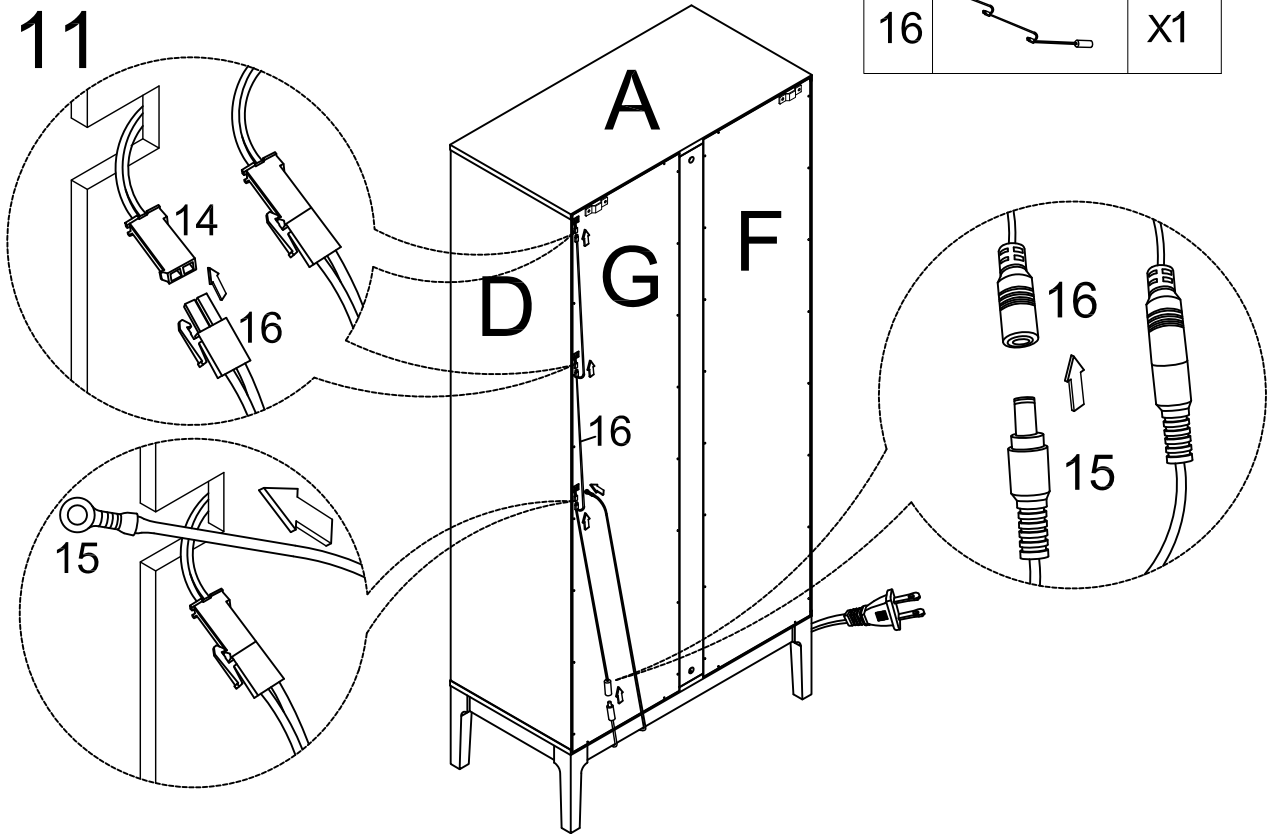


10

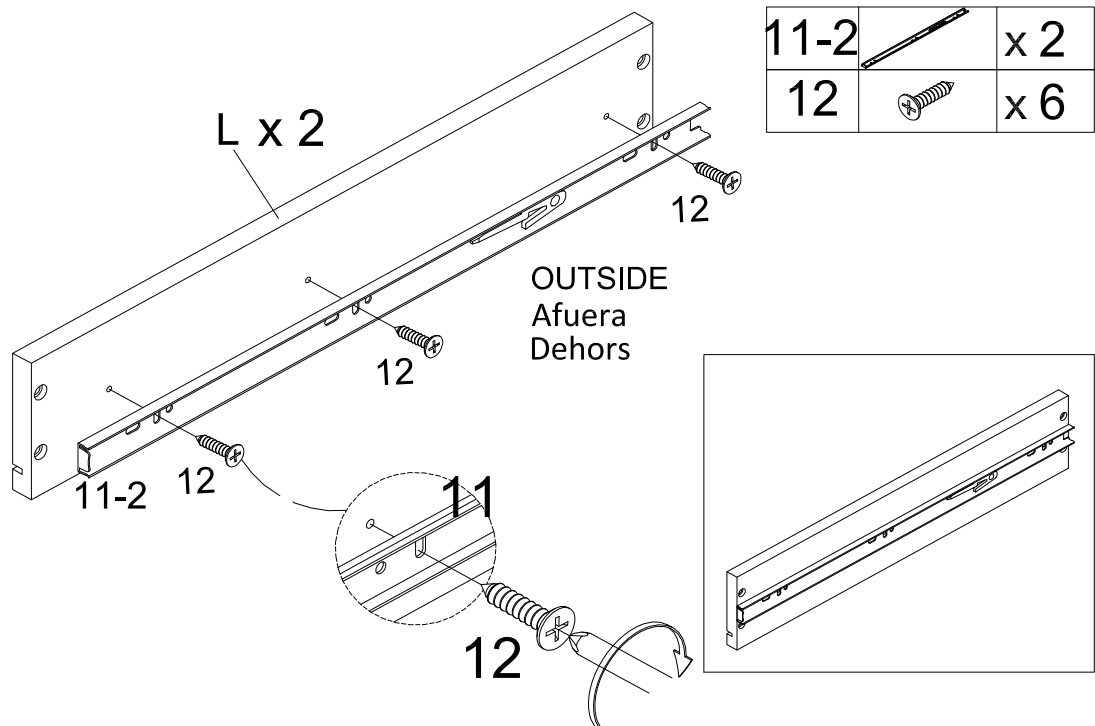


# Assembly | Asamblea | Assemblage

11

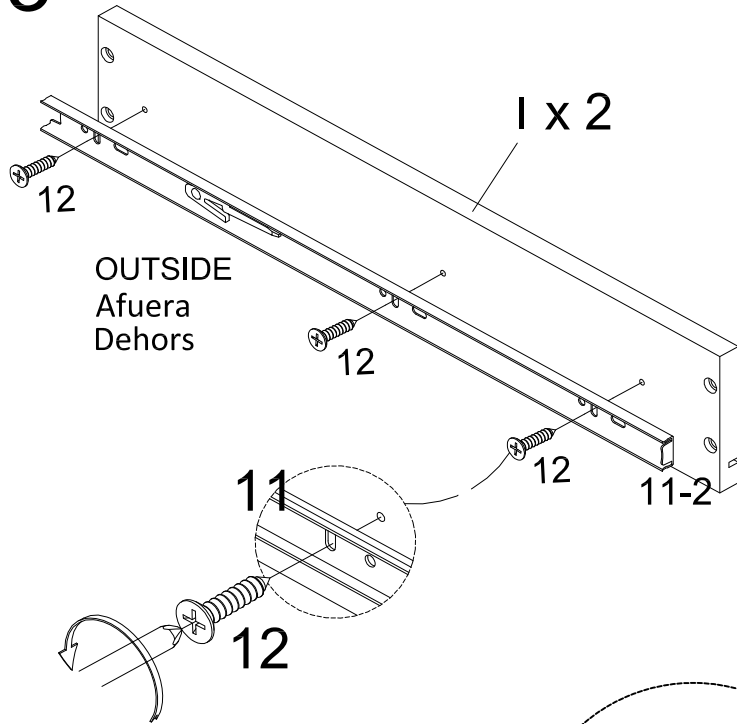




12



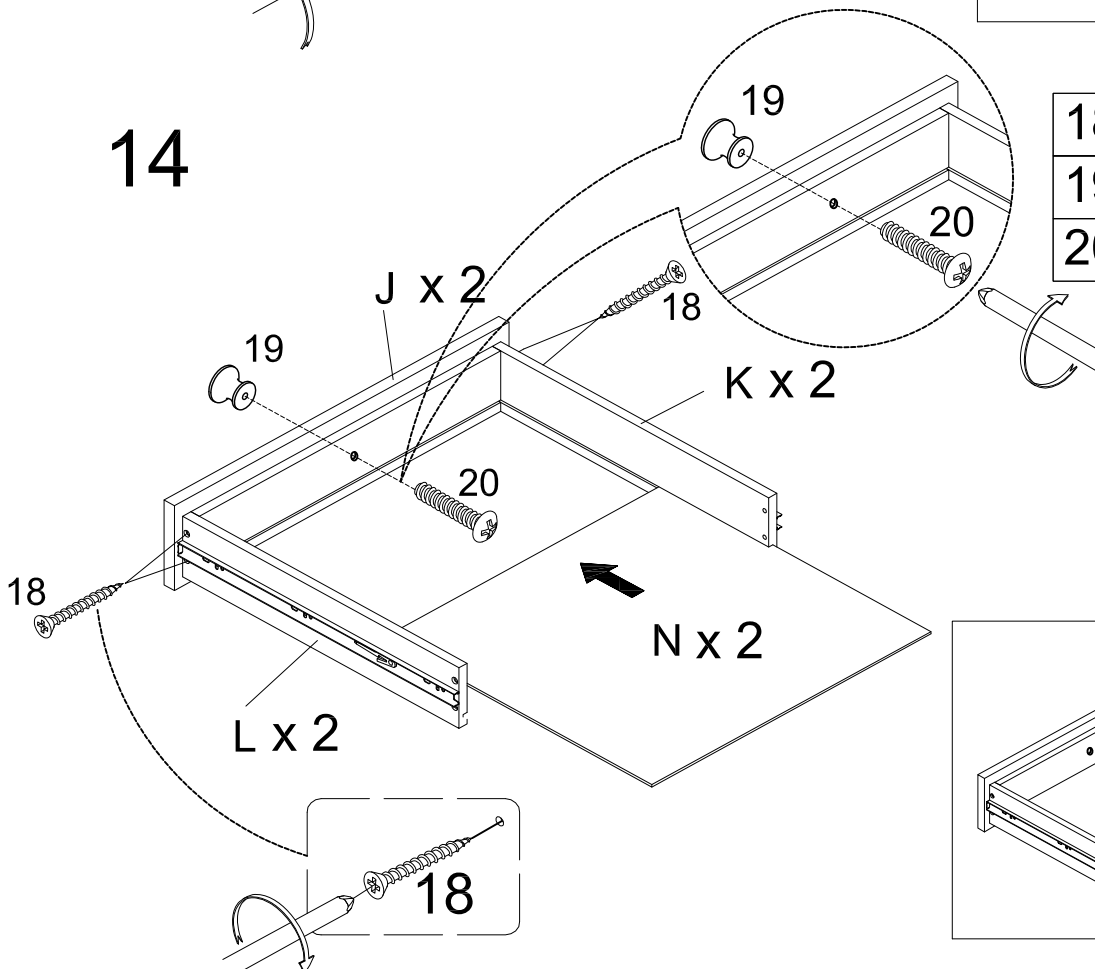
# Assembly | Asambla | Assemblage




13



|      |   |     |
|------|---|-----|
| 11-2 |  | x 2 |
| 12   |  | x 6 |

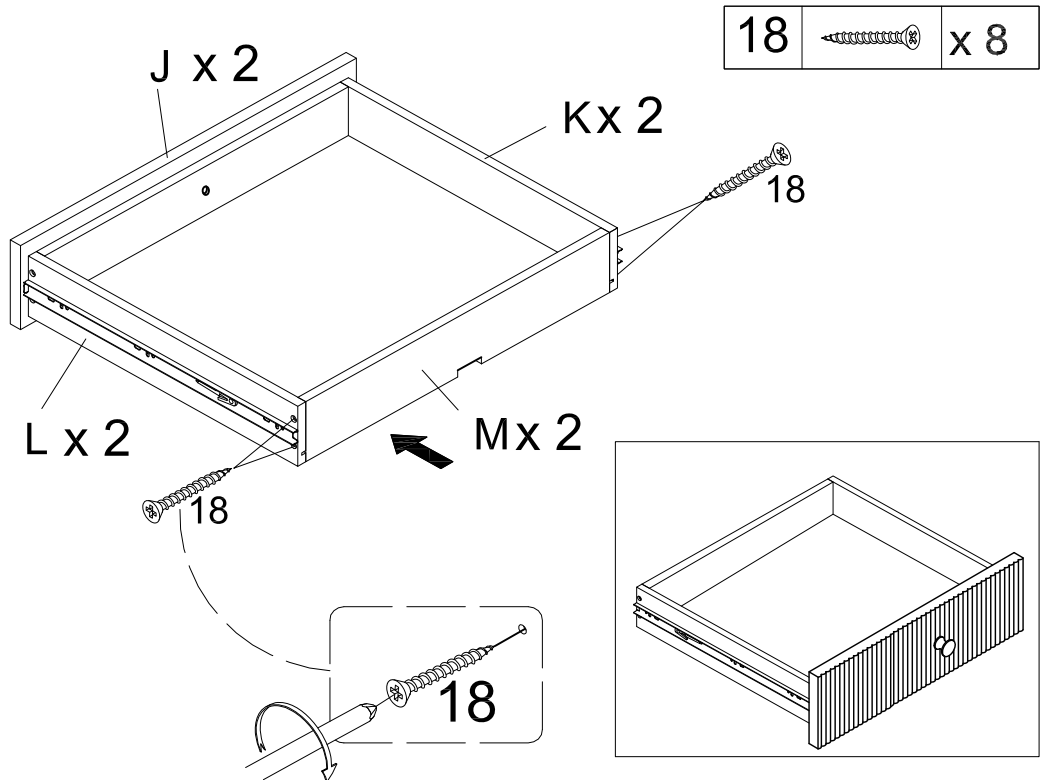
14



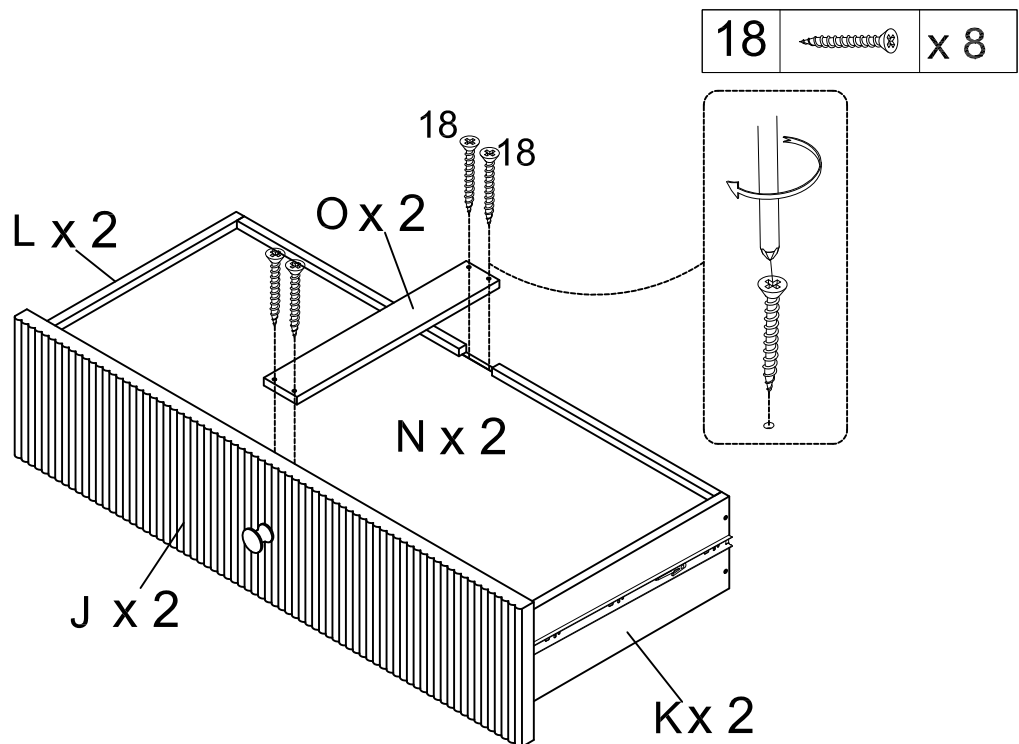
|    |   |    |
|----|---|----|
| 18 |  | x8 |
| 19 |  | x2 |
| 20 |  | x2 |

# Assembly | Asambla | Assemblage

15

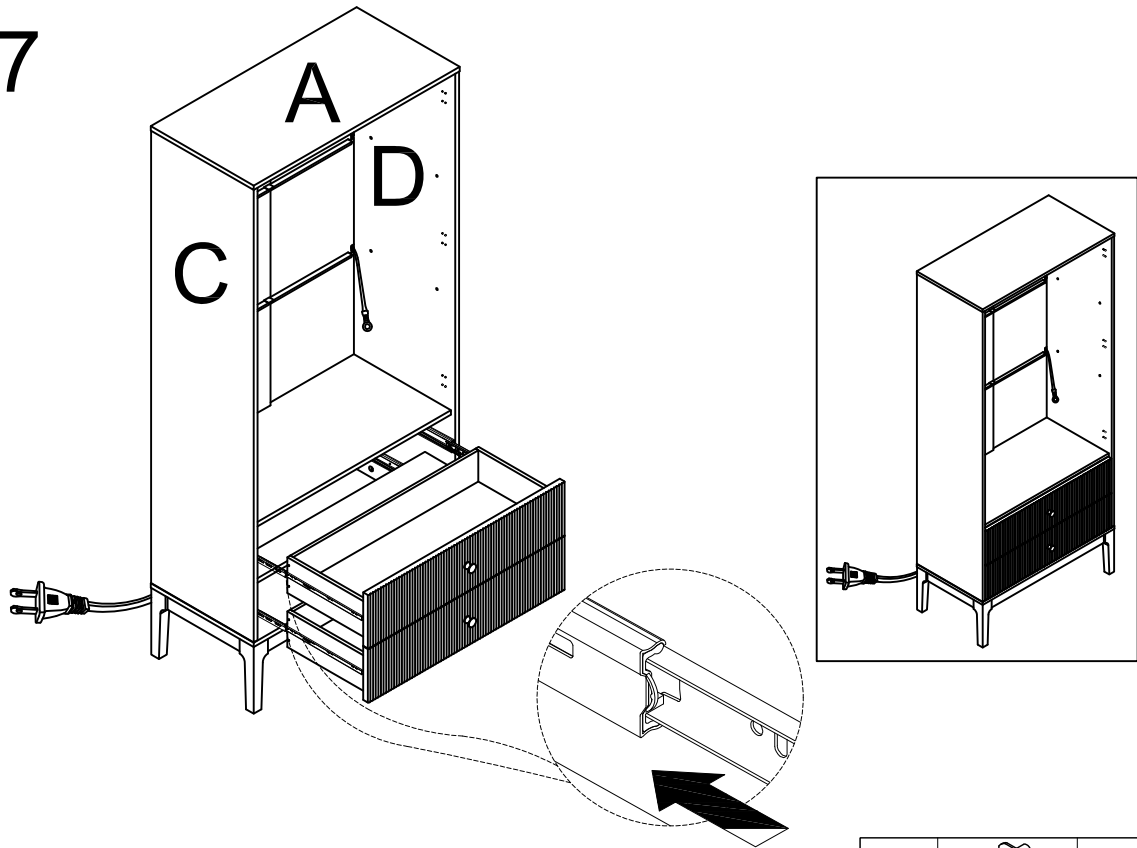


16

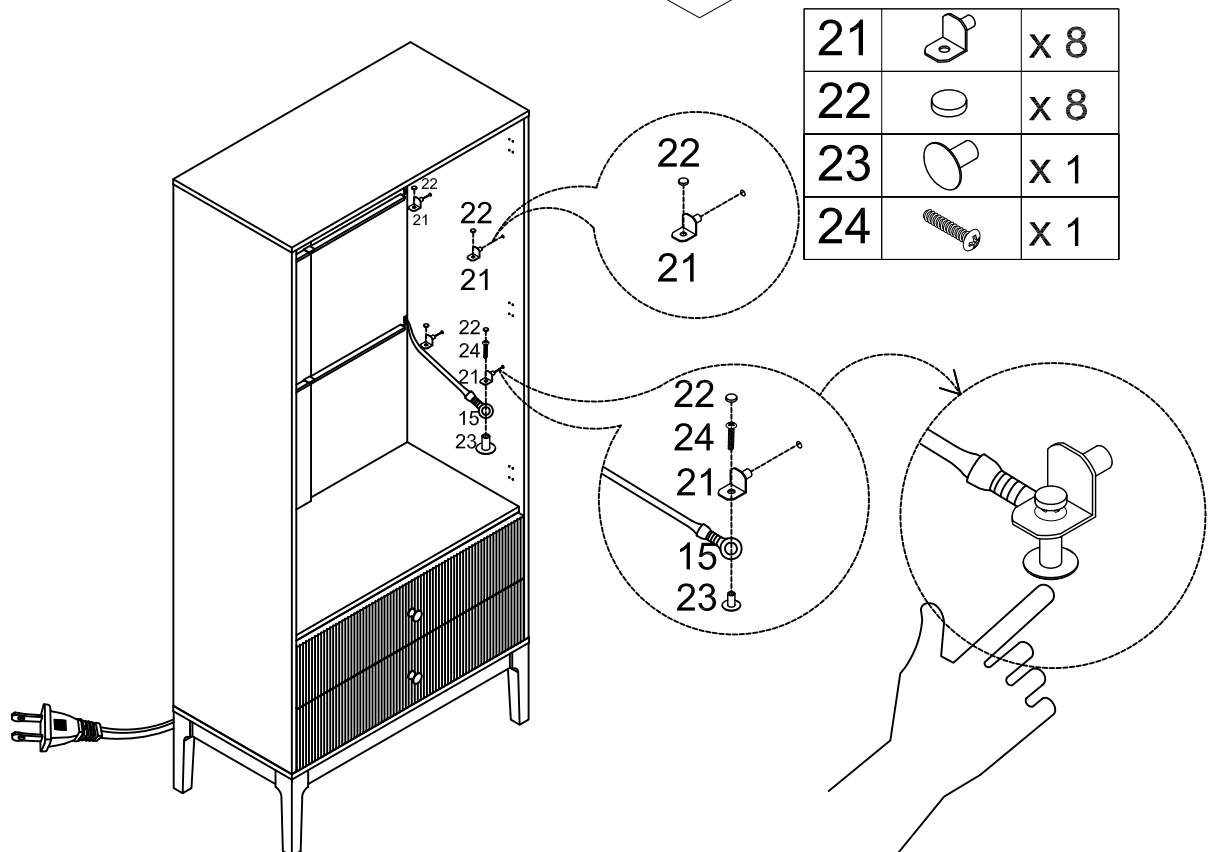


# Assembly | Asambla | Assemblage

17

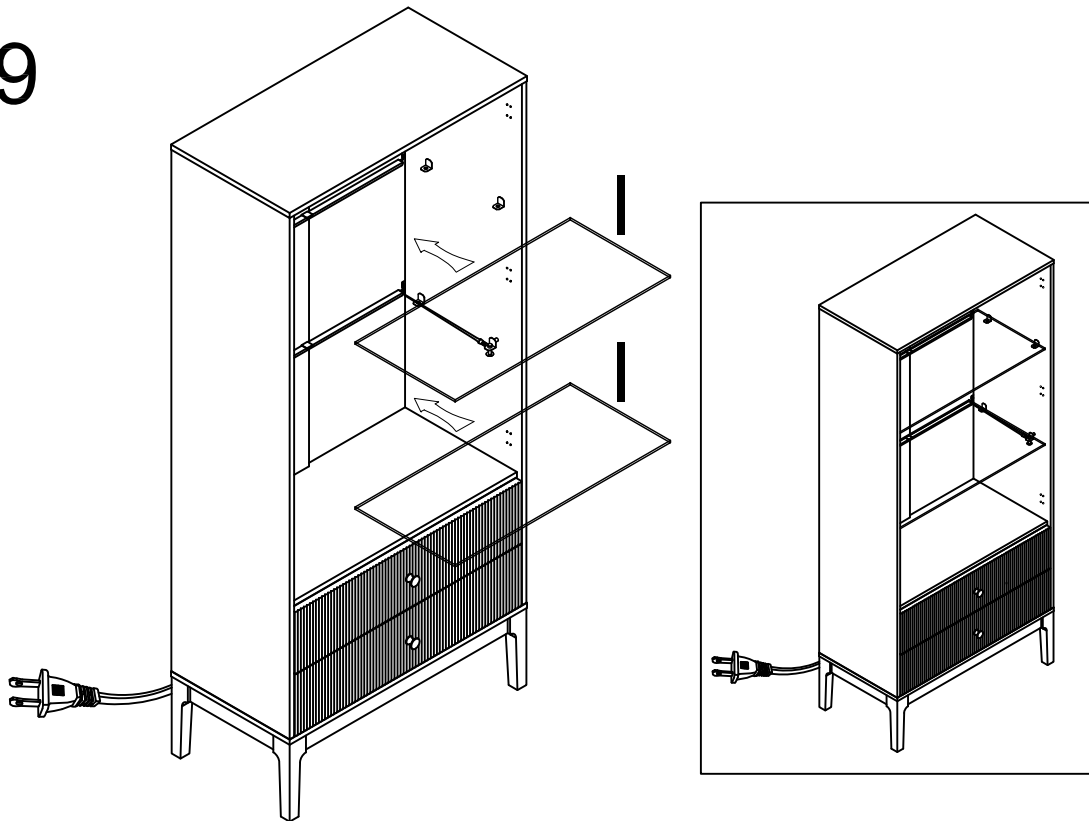


18

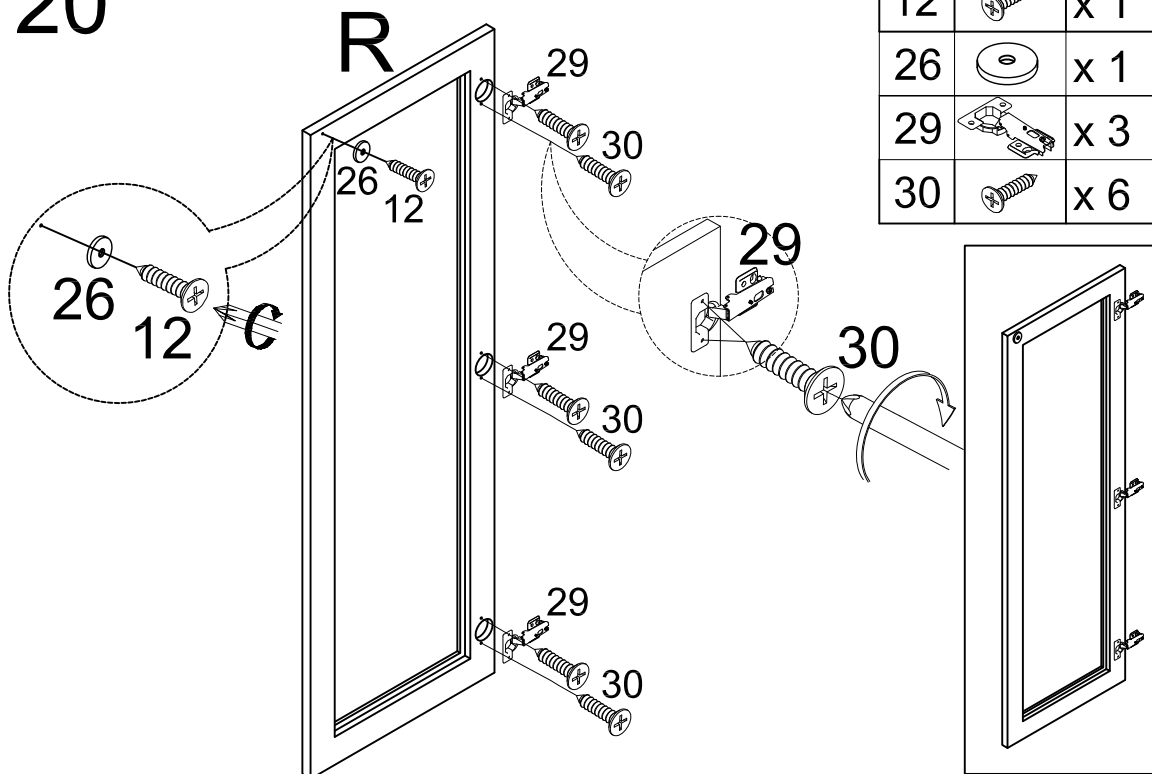


# Assembly | Asambla | Assemblage

19

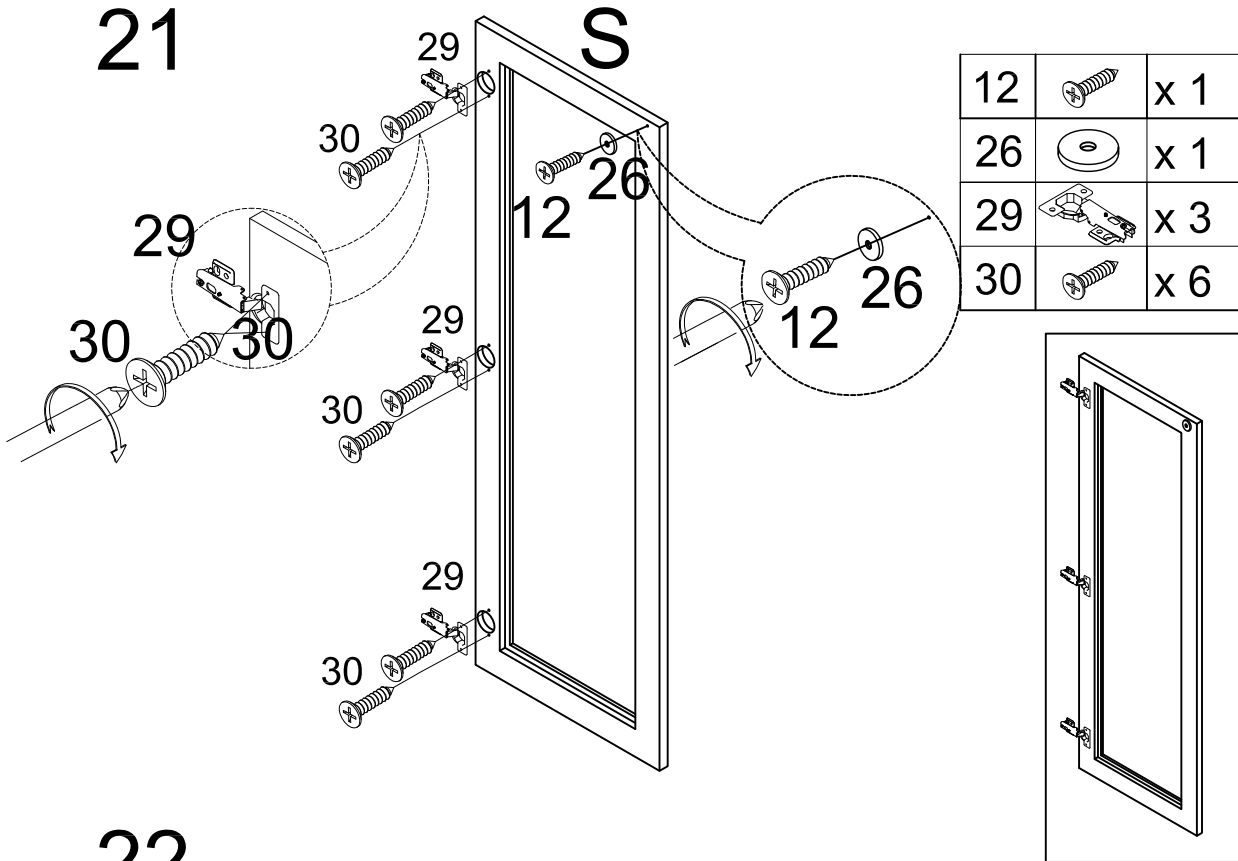


20

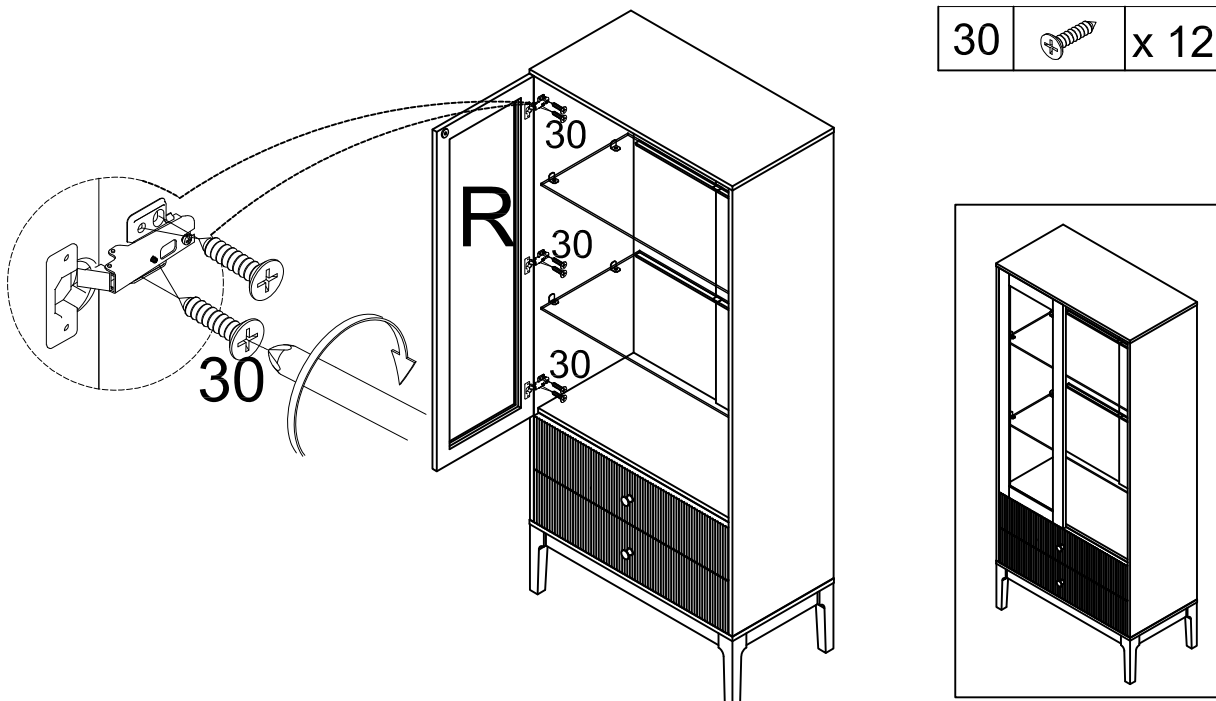


# Assembly | Asambla | Assemblage

21

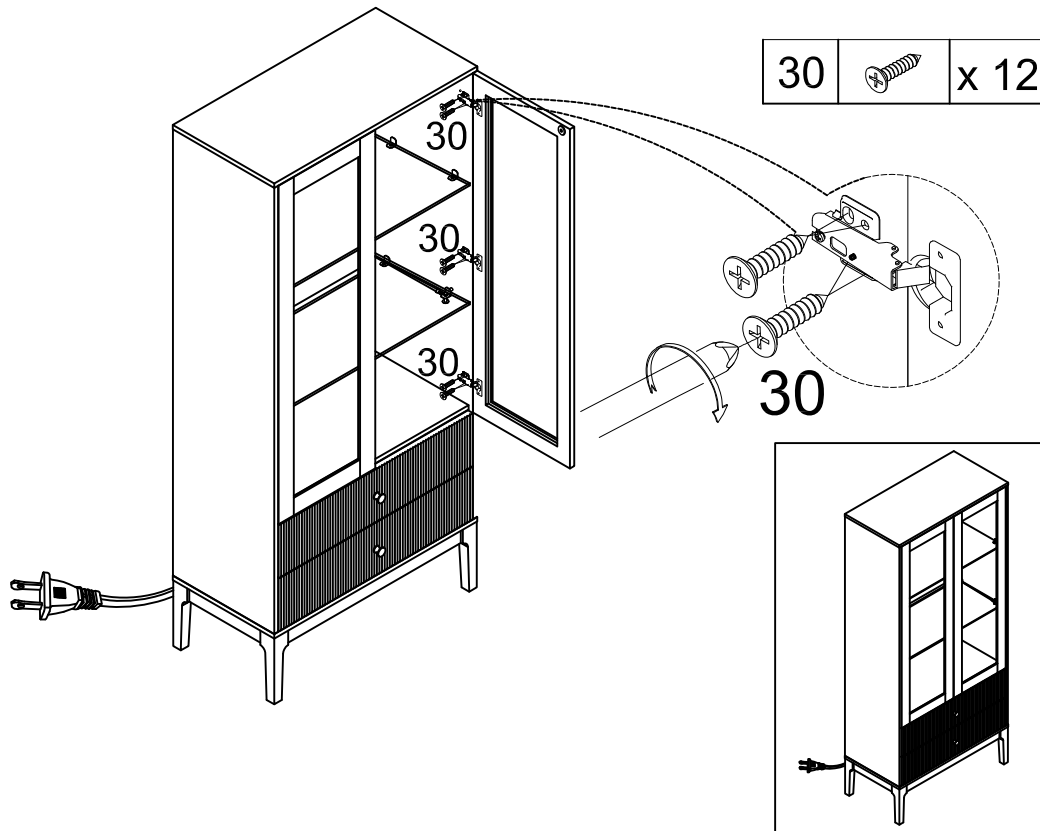


22

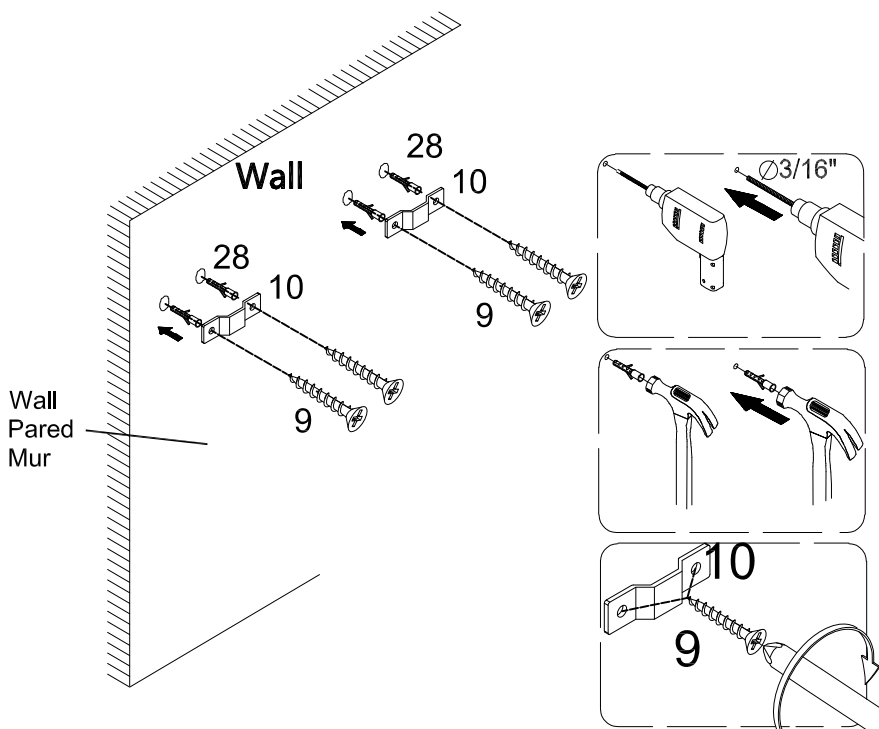





# Assembly | Asamlea | Assemblage

## 23



## 24



|    |   |     |
|----|---|-----|
| 9  |  | x 4 |
| 10 |  | x 2 |
| 28 |  | x 4 |

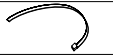
Anti-tipping hardware must be used for this product to avoid tipping and injury.

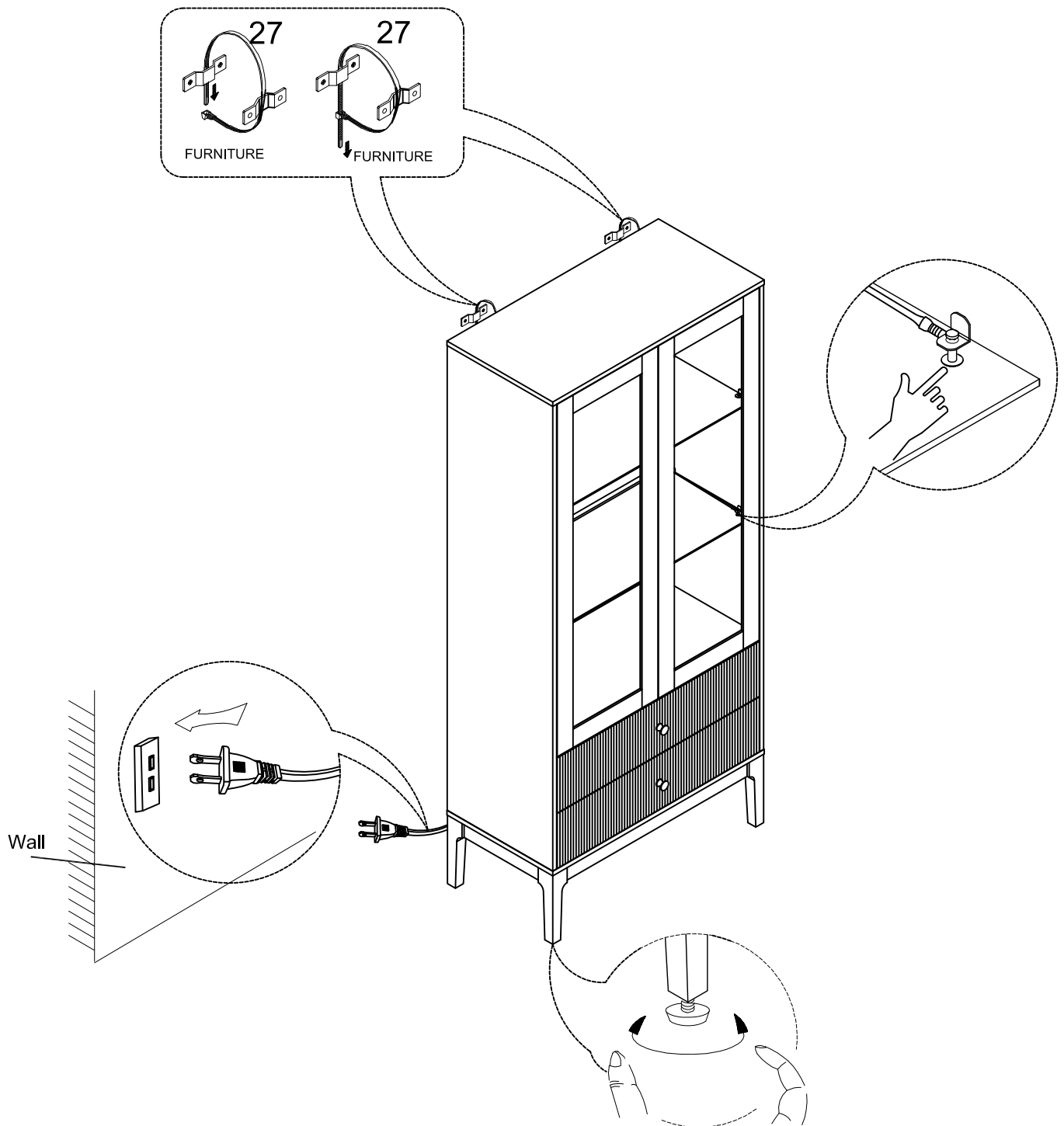
Se debe usar hardware antivuelco para este producto para evitar que se vuelque y se lesione.

Une quincaillerie anti-basculement doit être utilisée pour ce produit afin d'éviter tout basculement et blessure.

# Assembly | Asambla | Assemblage

25

27  x 2



## **Replacement Parts or Damages**

You should examine your merchandise promptly upon receipt. For product concerns, please contact SEI Furniture customer service at 800-633-5096 Mon-Fri 8:30 am - 5 pm CST.

Please have your purchase information ready when you call.

Requests for missing or damaged parts must be requested within one year of purchase.

Damages or missing parts reported outside of one year will not be honored. SEI Furniture is under no obligation to provide parts or replacement merchandise. Replacement part requests will not be honored for fully assembled or modified items.

For merchandise purchased from an online retailer, please contact their customer service for parts or returns.

Merchandise purchased as “like new,” “open box,” or “as is,” or from private parties are exempt from replacement parts.

## **One Year Limited Warranty**

Product warranty applies to the original purchaser with items in original factory-sealed cartons. Proof of purchase date, price, and seller must be shown to validate the warranty. This warranty covers defects in manufacturing. It does not apply to any defects caused by negligence, misuse, accidental damage, or improper assembly. Glass and mirrors are excluded from this warranty. Warranty does not extend to cosmetic damage, accidents, misuse, abuse, or neglect. Liability for incidental or consequential damages is excluded to the maximum extent permitted by law.

After verification of claim, SEI Furniture will repair or replace any defective product or missing part. If the defective item must be returned in whole or in part, we will send written authorization and a pre-addressed shipping label for the return of any defective product or part.

No returns will be accepted without prior approval.

## **Piezas de Repuesto o Daños**

Debe examinar su mercancía inmediatamente después de recibirla. Si tiene inquietudes sobre el producto, comuníquese con el servicio al cliente de SEI Furniture al 800-633-5096 de lunes a viernes de 8:30 am a 5 pm CST. Tenga a mano la información de su compra cuando llame.

Las solicitudes de piezas faltantes o dañadas deben solicitarse en el plazo de un año a partir de la compra. Los daños o piezas faltantes informados fuera de un año no serán aceptados. SEI Furniture no tiene la obligación de proporcionar piezas o mercadería de reemplazo. No se aceptarán solicitudes de piezas de repuesto para artículos completamente ensamblados o modificados.

Para mercadería comprada en un minorista en línea, comuníquese con su servicio de atención al cliente para obtener piezas o devoluciones.

La mercancía comprada como "como nueva", "caja abierta" o "como está" o de particulares están exentas de piezas de repuesto.

## **Garantía Limitada de un Año**

La garantía del producto se aplica al comprador original con los artículos en cajas de cartón originales selladas de fábrica. Se debe mostrar el comprobante de la fecha de compra, el precio y el vendedor para validar la garantía. Esta garantía cubre defectos de fabricación. No se aplica a ningún defecto causado por negligencia, mal uso, daño accidental o montaje inadecuado. Los vidrios y espejos están excluidos de esta garantía. La garantía no se extiende a daños cosméticos, accidentes, mal uso, abuso o negligencia. La responsabilidad por daños incidentales o consecuentes está excluida en la medida máxima permitida por la ley.

Después de la verificación de la reclamación, SEI Furniture reparará o reemplazará cualquier producto defectuoso o pieza faltante. Si el artículo defectuoso debe devolverse en su totalidad o en parte, le enviaremos una autorización por escrito y una etiqueta de envío con la dirección predeterminada para la devolución de cualquier producto o pieza defectuosa.

No se aceptarán devoluciones sin aprobación previa.

## **Pièces de Rechange ou Dommages**

Vous devez examiner votre marchandise dès sa réception. Pour toute question concernant les produits, veuillez contacter le service client de SEI Furniture au 800-633-5096 du lundi au vendredi de 8h30 à 17h00 CST. Veuillez avoir vos informations d'achat prêtes lorsque vous appelez.

Les demandes de pièces manquantes ou endommagées doivent être effectuées dans l'année suivant l'achat. Les dommages ou pièces manquantes signalés en dehors d'un an ne seront pas honorés. SEI Furniture n'a aucune obligation de fournir des pièces ou des marchandises de remplacement. Les demandes de pièces de rechange ne seront pas honorées pour les articles entièrement assemblés ou modifiés.

Pour les marchandises achetées auprès d'un détaillant en ligne, veuillez contacter leur service client pour les pièces ou les retours.

Les marchandises achetées comme “comme neuves”, “boîte ouverte” ou “en l'état” ou auprès de parties privées sont exemptées de pièces de rechange.

## **Garantie Limitée d'un An**

La garantie du produit s'applique à l'acheteur d'origine avec des articles dans des cartons d'origine scellés en usine. La date d'achat, le prix et le vendeur doivent être présentés pour valider la garantie. Cette garantie couvre les défauts de fabrication. Elle ne s'applique pas aux défauts causés par une négligence, une mauvaise utilisation, des dommages accidentels ou un assemblage incorrect. Le verre et les miroirs sont exclus de cette garantie. La garantie ne s'étend pas aux dommages cosmétiques, aux accidents, à la mauvaise utilisation, à l'abus ou à la négligence. La responsabilité pour les dommages accessoires ou indirects est exclue dans la mesure maximale permise par la loi.

Après vérification de la réclamation, SEI Furniture réparera ou remplacera tout produit défectueux ou pièce manquante. Si l'article défectueux doit être retourné en tout ou en partie, nous vous enverrons une autorisation écrite et une étiquette d'expédition pré-adressée pour le retour de tout produit ou pièce défectueux.

Aucun retour ne sera accepté sans accord préalable.